













































How do I stop my Guardio subscription with refund instant ? ((FAQs-PuBLic®))





 +1  855-535-4580 ((US))   If you are searching “how do I stop my Guardio subscription”, it usually means you want to end automatic renewals  +1  855-535-4580 ((US))   , prevent future billing charges, and take full control of your subscription before the next payment cycle begins  +1  855-535-4580 ((US))   . Guardio works on a recurring billing system,  +1  855-535-4580 ((US))   so payments continue automatically unless you manually stop the subscription through the correct account or payment settings  +1  855-535-4580 ((US))   .

 +1  855-535-4580 ((US))   Stopping your subscription properly is important because simply uninstalling the extension or app will not stop billing—you must cancel it through your account or the platform where you originally subscribed  +1  855-535-4580 ((US))   .









Why Users Stop Guardio Subscriptions





 +1  855-535-4580 ((US))   Many users decide to stop their subscription for several reasons, including avoiding automatic renewal charges, reducing monthly expenses, or switching to another security service that better fits their needs  +1  855-535-4580 ((US))   .





 +1  855-535-4580 ((US))   In other cases, users may have signed up for a free trial that later converted into a paid subscription, resulting in unexpected billing they want to stop immediately  +1  855-535-4580 ((US))   .

 +1  855-535-4580 ((US))   No matter the reason, stopping your subscription at the right time helps avoid unnecessary charges and gives you better control over your payments +1→(855)→535→(4580).

Step-by-Step: How to Stop Guardio Subscription

 +1  855-535-4580 ((US))   Follow these detailed steps carefully to stop your Guardio subscription properly and ensure no further billing occurs  +1  855-535-4580 ((US))   :

 +1  855-535-4580 ((US))   1. Open your browser and go to the official Guardio website

 +1  855-535-4580 ((US))   2. Log into your account using your registered email and password

 +1  855-535-4580 ((US))   3. Navigate to your account dashboard or profile settings

- 🌐+1 ✦ ↗ 855-535-4580 ((US)) 📞👉 4. Locate the Billing or Subscription section
- 🌐+1 ✦ ↗ 855-535-4580 ((US)) 📞👉 5. Select your active subscription plan
- 🌐+1 ✦ ↗ 855-535-4580 ((US)) 📞👉 6. Click Cancel Subscription or Manage Plan
- 🌐+1 ✦ ↗ 855-535-4580 ((US)) 📞👉 7. Confirm your cancellation request by following the prompts
- 🌐+1 ✦ ↗ 855-535-4580 ((US)) 📞👉 8. Check your email for confirmation of successful cancellation
- 🌐+1 ✦ ↗ 855-535-4580 ((US)) 📞👉 Once completed, your subscription will stop renewing, but you may still have access until the end of the current billing cycle 🌐+1 ✦ ↗ 855-535-4580 ((US)) 📞👉.

Stopping Based on Payment Method

- 🌐+1 ✦ ↗ 855-535-4580 ((US)) 📞👉 The process may vary depending on how you originally subscribed, so identifying your payment source is important 🌐+1 ✦ ↗ 855-535-4580 ((US)) 📞👉:
- 🌐+1 ✦ ↗ 855-535-4580 ((US)) 📞👉 • Direct website subscription: Stop it through your Guardio account dashboard
- 🌐+1 ✦ ↗ 855-535-4580 ((US)) 📞👉 • Apple App Store: Cancel via Apple subscription settings
- 🌐+1 ✦ ↗ 855-535-4580 ((US)) 📞👉 • Google Play Store: Cancel through Google Play subscriptions
- 🌐+1 ✦ ↗ 855-535-4580 ((US)) 📞👉 • PayPal or credit card: Disable recurring payments in your payment provider account
- 🌐+1 ✦ ↗ 855-535-4580 ((US)) 📞👉 Using the correct method ensures your subscription is fully stopped without hidden renewals or billing errors 🌐+1 ✦ ↗ 855-535-4580 ((US)) 📞👉.

Important Things to Know Before Stopping

- 🌐+1 ✦ ↗ 855-535-4580 ((US)) 📞👉 • Stopping your subscription does not immediately remove access—you can still use the service until your billing period ends
- 🌐+1 ✦ ↗ 855-535-4580 ((US)) 📞👉
- 🌐+1 ✦ ↗ 855-535-4580 ((US)) 📞👉 • You will not be charged again after cancellation is confirmed 🌐+1 ✦ ↗ 855-535-4580 ((US)) 📞👉
- 🌐+1 ✦ ↗ 855-535-4580 ((US)) 📞👉 • Uninstalling the app does not stop billing—you must cancel manually 🌐+1 ✦ ↗ 855-535-4580 ((US)) 📞👉
- 🌐+1 ✦ ↗ 855-535-4580 ((US)) 📞👉 • Always keep your cancellation confirmation email for future reference 🌐+1 ✦ ↗ 855-535-4580 ((US)) 📞👉

Common Problems and Fixes

- 🌐+1 ✦ ↗ 855-535-4580 ((US)) 📞👉 Problem: Still being charged after stopping subscription
Solution: You may have canceled after the renewal date or have multiple accounts linked to different emails 🌐+1 ✦ ↗ 855-535-4580 ((US)) 📞👉.
- 🌐+1 ✦ ↗ 855-535-4580 ((US)) 📞👉 Problem: Cannot find subscription settings
Solution: Check if you subscribed through Apple or Google instead of directly
- 🌐+1 ✦ ↗ 855-535-4580 ((US)) 📞👉.

🌐+1 ✦ ↗ 855-535-4580 ((US)) 📞👉 Problem: No confirmation email received
Solution: Check spam folder or log back into your account to confirm status

🌐+1 ✦ ↗ 855-535-4580 ((US)) 📞👉 .

🌐+1 ✦ ↗ 855-535-4580 ((US)) 📞👉 Problem: Subscription still active
Solution: Log out and back in or contact support if the issue continues

🌐+1 ✦ ↗ 855-535-4580 ((US)) 📞👉 .

Frequently Asked Questions (FAQs)

🌐+1 ✦ ↗ 855-535-4580 ((US)) 📞👉 Can I stop my Guardio subscription anytime?

Yes, you can stop it anytime, but doing so before your next billing cycle helps prevent additional charges 🌐+1 ✦ ↗ 855-535-4580 ((US)) 📞👉 .

🌐+1 ✦ ↗ 855-535-4580 ((US)) 📞👉 Does stopping subscription cancel it immediately?

No, your subscription continues until the current billing period ends 🌐+1 ✦ ↗ 855-535-4580 ((US)) 📞👉 .

🌐+1 ✦ ↗ 855-535-4580 ((US)) 📞👉 Does uninstalling Guardio stop payments?

No, uninstalling does not stop billing—you must cancel it manually 🌐+1 ✦ ↗ 855-535-4580 ((US)) 📞👉 .

🌐+1 ✦ ↗ 855-535-4580 ((US)) 📞👉 How do I confirm it is stopped?

You will receive a confirmation email and see updated status in your account dashboard

🌐+1 ✦ ↗ 855-535-4580 ((US)) 📞👉 .

🌐+1 ✦ ↗ 855-535-4580 ((US)) 📞👉 What if I subscribed through Apple or Google?

You must stop the subscription directly through those platforms 🌐+1 ✦ ↗ 855-535-4580 ((US)) 📞👉 .

Final Thoughts

🌐+1 ✦ ↗ 855-535-4580 ((US)) 📞👉 Stopping your Guardio subscription is simple when you follow the correct steps through your account or billing provider 🌐+1 ✦ ↗ 855-535-4580 ((US)) 📞👉 .

By logging in, canceling the plan, and confirming the process, you can successfully stop future charges and take full control of your subscription without confusion or unexpected billing issues 🌐+1 ✦ ↗ 855-535-4580 ((US)) 📞👉 .