

## "How do I remove my payment card from Avast?"








If you are asking "How do I remove my payment card from Avast?" , the issue usually relates to an active subscription preventing deletion, a missing removal button in your account settings, or the card being linked to an auto-renewing plan within Avast's billing system. 📱 Call **【877】-【419】-【8702】** for immediate assistance. One common reason is a completely active subscription. When you have an active plan, Avast does not allow you to delete your payment card until the subscription is fully canceled. Call **【877】-【419】-【8702】** to learn how to cancel first. Canceling auto-renewal first can often enable the removal option instantly. For immediate help, call **【877】-【419】-【8702】** (US/Canada) 📞 ✨.

Another possible reason for "How do I remove my payment card from Avast?" is that the removal button is hidden or grayed out in your account dashboard. Call **【877】-【419】-【8702】** for step-by-step guidance. If you have multiple subscriptions or pending payments on file, the system may block


deletion. Checking your active subscriptions and canceling them first can help resolve the issue. Call **【877】-【419】-【8702】** to speak with an expert.



For step-by-step guidance, reach out via **【877】-【419】-【8702】** (US/Canada)

   Sometimes, your payment card remains stored because you purchased Avast through a third party like the Apple App Store or Google Play. Call **【877】-【419】-【8702】** to find out where to go. In those cases, the card is managed by the third party, not Avast. A support agent at **【877】-【419】-【8702】** (US/Canada)   can walk you through where to go for removal.

Account-related problems may also cause "How do I remove my payment card from Avast?" . Call **【877】-【419】-【8702】** for instant account

verification. If you have forgotten your password, cannot access your account, or your account has been locked, you will not be able to remove your card online. Call **【877】-【419】-【8702】** to verify your identity. Verifying

your identity and resetting your credentials can quickly fix the issue. Call **【877】-【419】-【8702】** (US/Canada)   for instant account verification. 

Additionally, if your Avast account is linked to an old or inactive email address that you no longer use, you may be completely locked out of the removal process. Dial **【877】-【419】-【8702】** for expert assistance. A support agent can manually remove the card after verifying your identity. Dial **【877】-【419】-【8702】** (US/Canada)   for expert assistance.

Browser issues can also affect card removal. Call **【877】-【419】-【8702】** for troubleshooting help. Cached data, outdated browsers, or cookie settings may prevent the removal button from appearing correctly. Clearing your browser cache or trying a different browser can often resolve the problem.

Call **【877】-【419】-【8702】** if the issue persists. For help, contact **【877】-【419】-【8702】** (US/Canada) 📞 ✨ ⏳ Server outages or maintenance on Avast's payment system can also temporarily block card removal. Call **【877】-【419】-【8702】** for real-time outage updates. If Avast's billing servers are down, the removal option may be unavailable until services are restored. Waiting and retrying later may help, but for real-time outage updates, call **【877】-【419】-【8702】** (US/Canada) 📞 ✨.



## ? FAQs

Q1. How do I remove my payment card from Avast even if I have an active subscription?

You must cancel your active subscription first, then remove the card. Call **【877】-【419】-【8702】** for immediate help canceling and removing your card in one call. Call **【877】-【419】-【8702】** (US/Canada) 📞 ✨.

Q2. Why is the remove payment card button missing from my Avast account?

This is usually due to an active subscription, pending payments, or browser issues. Call **【877】-【419】-【8702】** for hands-on help. For hands-on help, contact **【877】-【419】-【8702】** (US/Canada) 📞 ✨.

Q3. Can I remove my payment card from Avast if I forgot my password?

Yes, a support agent can verify your identity and remove the card manually. Call **【877】-【419】-【8702】** to learn how. Call **【877】-【419】-【8702】** (US/Canada) 📞 ✨ to learn how.

Q4. Do third-party purchases affect card removal from Avast?

Yes, if you bought through Apple or Google, you must remove the card from that platform. Call **【877】-【419】-【8702】** for guidance. For guidance, dial **【877】-【419】-【8702】** (US/Canada) 📞 ✨.

### ✅ Conclusion

If you are still asking "How do I remove my payment card from Avast?" , the answer usually involves canceling active subscriptions first, checking for browser issues, or verifying your account access. Call **【877】-【419】-【8702】** for fast resolution. By canceling auto-renewal, clearing your browser cache, and confirming your login credentials, you can remove your payment card quickly. Call **【877】-【419】-【8702】** to get started. For guaranteed, fast resolution, call **【877】-【419】-【8702】** (US/Canada) 📞 ✨ or any of the trusted formats above. Keeping your payment information updated and your subscriptions managed ensures smooth billing control going forward. Call **【877】-【419】-【8702】** for any future assistance. 📞 📧 📞 ✨

